

+ ACTICOAT[◇] FLEX 3 and ACTICOAT FLEX 7

Antimicrobial Barrier Dressings

Application guide



Smith+Nephew

Helping you get CLOSER TO ZERO[◇] wound infection



+ ACTICOAT[◇] FLEX

Dressing codes

Dressing	Ordering code	Size	Carton
ACTICOAT FLEX 3			
	66800396	5cm x 5cm	5
	66800398	10cm x 10cm	5
	66801290	4cm x 15cm	5
	66801291	4cm x 25cm	5
	66801292	4cm x 35cm	5
	66801293	20cm x 20cm	5
	66800399	10cm x 10cm	12
	66800409	10cm x 20cm	12
	66800419	20cm x 40cm	6
	66800432	40cm x 40cm	6
	66800435	10cm x 120cm roll	6
ACTICOAT FLEX 7			
	66800395	5cm x 5cm	5
	66800397	10cm x 12.5cm	5
	66800420	15cm x 15cm	5
	66800400	20cm x 40cm	6
	66800401	40cm x 40cm	6
	66800545	2.5cm x 60cm	5



For detailed product information, including indications for use, contraindications, effects, precautions, warnings, and important safety information, please consult product's Instructions for Use (IFU) prior to use.

Smith & Nephew Pty Ltd
Australia

T +61 2 9857 3999

F +61 2 9857 3900

www.smith-nephew.com/australia

Smith & Nephew Ltd
New Zealand

T +64 9 820 2840

F +64 9 820 2841

www.smith-nephew.com/new-zealand

◇Trademark of Smith+Nephew

All Trademarks acknowledged

© May 2020 Smith+Nephew

AWM-AWD-24914-anz

References

1. Smith+Nephew 2008. The antimicrobial activity of ACTICOAT and ACTICOAT FLEX 3 while under negative pressure wound therapy. Internal report. DOF 0810010.
2. Smith+Nephew 2009. Negative Pressure Wound Therapy Summary. Internal statement. 3. Smith+Nephew 2009. Investigation into wound bed pressure under ACTICOAT using an *in vitro* model. Internal report. DS/09/019/R1. 4. Smith+Nephew 2008. Antimicrobial activity of ACTICOAT FLEX 3 against a broad spectrum of wound pathogens. Internal report. DOF 0810016. 5. Smith+Nephew 2008. Antimicrobial activity of ACTICOAT FLEX 3 Dressings in a 3 day repeat challenge test. Internal report. DOF 0810017. 6. Smith+Nephew 2017. Silver release properties of ACTICOAT Dressings. Internal report. DS/16/363/R2. 7. Smith+Nephew 2008. Silver release testing of Project Andorra (7 day) dressings. Internal report. DS/08/062/R1. 8. Westaim Biomedical 2000. Long term comparative evaluation of Silverlon™ and ACTICOAT 7 Dressings activities against MRSA. Fort Saskatchewan, Alberta, Canada. Report - 001213. 9. Westaim Biomedical 2001. Seven day efficacy of ACTICOAT 7 Dressing against multiple organisms. Fort Saskatchewan, Alberta, Canada. Report - 010322.

+ ACTICOAT[◇] FLEX 3 and ACTICOAT FLEX 7 Antimicrobial Barrier Dressings

Indications


- ACTICOAT FLEX 3 and FLEX 7 dressings are indicated as antimicrobial barrier dressings for use over partial and full thickness wounds such as burns, surgical sites, pressure injuries, venous ulcers and diabetic ulcers.
- ACTICOAT FLEX 3 and FLEX 7 dressings may be used on infected wounds. Where the product is used on infected wounds, the infection should be inspected and treated as per local clinical protocol.
- ACTICOAT FLEX 3 and FLEX 7 dressings may be used as wound contact layers in combination with Negative Pressure Wound Therapy (NPWT) for a period of up to 3 days.¹⁻³
- Please refer to Instructions for Use for using the product.
- When in use with NPWT, the wound filler material should be moistened and changed according to manufacturer's instructions.



+ Instructions for application

Where required, wound cleansing should be performed according to local clinical protocol. **DO NOT use saline.**

1. Remove ACTICOAT[◇] FLEX 3 or FLEX 7 dressing from the pack using a clean technique.
2. Cut the dressing to shape as necessary. When used with compression therapy the dressing must be cut to the size of the wound.



3. Moisten the dressing according to local clinical protocol, fully submerging the dressing then squeezing gently (**DO NOT use saline**). Allow excess water to drain prior to application.
Alternatively a thin layer of a hydrogel product e.g. INTRASITE[◇] GEL Hydrogel Wound Dressing can be applied directly to the wound and/or the dressing.

4. Without stretching the dressing, apply ACTICOAT[◇] FLEX 3 / FLEX 7 either way up, to the wound surface ensuring there are no creases. The dressing should be applied with the direction of stretch running along the limb to allow movement.
ACTICOAT FLEX 3 and FLEX 7 dressings may be used to pack wounds.



5. Secure the ACTICOAT FLEX 3 / FLEX 7 dressing in place using an appropriate secondary dressing or compression therapy that will maintain a moist wound environment.

In the case of highly exuding wounds, an absorbent secondary dressing is appropriate. ACTICOAT FLEX 3 / FLEX 7 dressings allow transport of the exudate directly into the secondary dressing. Keep ACTICOAT FLEX 3 / FLEX 7 dressings moist, but not so wet that tissue maceration occurs.



Application video:



Change the dressing depending on the amount of exudate present and the condition of the wound.

The ACTICOAT FLEX 3 dressing's antimicrobial activity remains effective for up to 3 days⁴⁻⁶ and ACTICOAT FLEX 7 dressing's remains effective for up to 7 days.⁷⁻⁹

+ ACTICOAT[◇] FLEX 3 and ACTICOAT FLEX 7 Antimicrobial Barrier Dressings

Precautions/Warning

- For external use only, for example do not apply the dressing to exposed organs.
- ACTICOAT FLEX 3 / ACTICOAT FLEX 7 dressing is not compatible with oil-based products such as petrolatum.
- ACTICOAT FLEX 3 / ACTICOAT FLEX 7 dressings may not be compatible with topical antimicrobials.
- Avoid contact with electrodes or conductive gels during electronic measurements e.g. EEG and ECG
- There may be transient pain experienced on application of ACTICOAT FLEX 3 / ACTICOAT FLEX 7 dressings. Should continuous pain be experienced after application remove the dressing. To alleviate this pain apply a new dressing and use a hydrogel product.
- Should pain persist, remove the dressing and discontinue use.
- ACTICOAT FLEX 3 / ACTICOAT FLEX 7 dressings should only be used on premature infants (less than 37 weeks gestation) when the clinical benefit outweighs the potential risks. No clinical data is available in this age group and only limited data is available for use in neonates.
- ACTICOAT FLEX 3 / ACTICOAT FLEX 7 dressing is a single use only product. If used on more than one patient, cross contamination or infection may occur. In addition, the antimicrobial properties of the product will be compromised. Opening the dressing pack compromises the sterile barrier therefore any unused dressing should not be retained for application at a later date.



Contraindications

- Do not use on patients with a known sensitivity to silver.
- Do not use on patients during MRI (magnetic resonance imaging) examination. In patients undergoing MRI, ACTICOAT FLEX dressings must be removed from the area within the anatomical field being imaged. If an ACTICOAT FLEX dressing is being used on an area not within the image field it may remain in place during the MRI.
- Prior to administering radiation therapy, remove ACTICOAT FLEX 3 or ACTICOAT FLEX 7. A new dressing can be applied following each treatment.

For a complete list of precautions, contraindications, indications please consult the Instructions for Use (IFU).