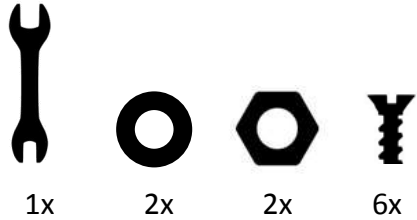


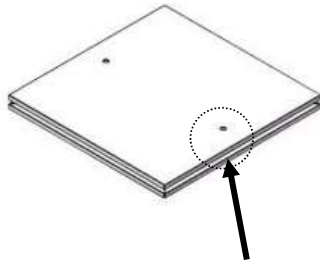
Hand Hygiene Display Stand Assembly Instructions

Please follow carefully to ensure secure assembly of the display stand.

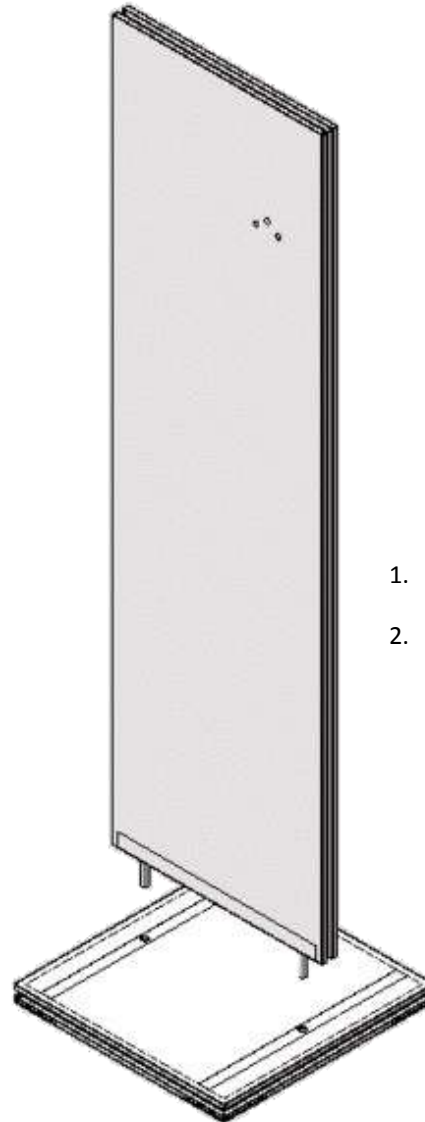
Carton contents:



Vertical display panel with pre-drilled holes on both sides for MICROSHIELD® bracket placement. Screws provided. MICROSHIELD® Universal Wall brackets supplied separately.



Square base plate with pre-drilled holes for alignment of the vertical display panel.



1. Carefully insert vertical display panel into the base plate
2. Fasten bolts in place with the nuts and spanner provided.

